

# Street Cafe Licencing

*The use of tables and chairs outside cafe, pub and restaurant premises in the City Centre can bring life and vitality into the City's streets. They should enrich the pedestrian experience, presenting an open inviting image and be easily accessible from the public way.*



In order that they do not cause problems for pedestrians and/or service and emergency vehicles, permission is needed from the Council

This is in the form of a licence, which may have conditions attached. The condition requiring the cordoning off of the seating area is particularly important for the guidance of blind and partially sighted people, and is also helpful to elderly people and to parents with young children. The style, layout and orientation of furniture should be chosen according to the extent and shape of the available space so as not to tempt patrons to move furniture beyond the boundaries of the licensed area.

## ***Applying for Permission***

Within the footways and pedestrianised areas of the Highway, applications are determined under sections 115 (E) to (K) of the Highways Act 1980 and may be granted for up to one year. A separate application will be needed for each subsequent period of time. Consultations will also be made with other departments and interest groups during this process.

You must obtain this permission from the Council prior to placing any tables and chairs on the Highway. A fee will be charged for each licence calculated on the basis of £34\*per seat. This fee is current at April 2020 but is subject to change.

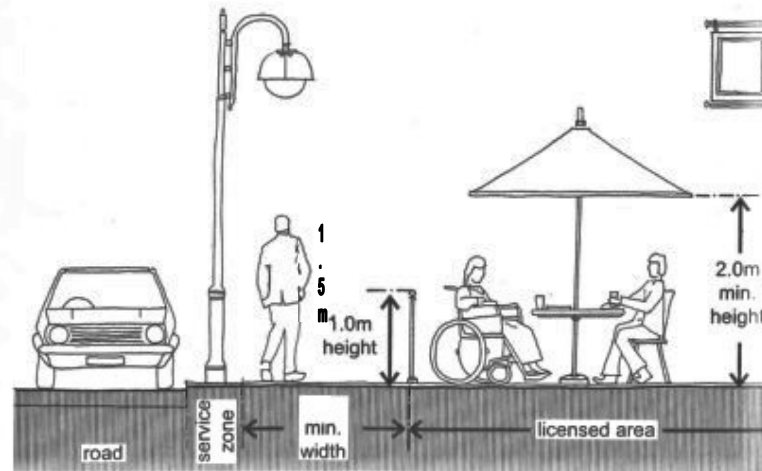
Advice on the contents of this leaflet, processing of applications, and liaison with other departments, will be coordinated by:

**Swansea Council**  
**Highways and Transportation**  
**highways@swansea.gov.uk**  
**Telephone: 01792 843330**

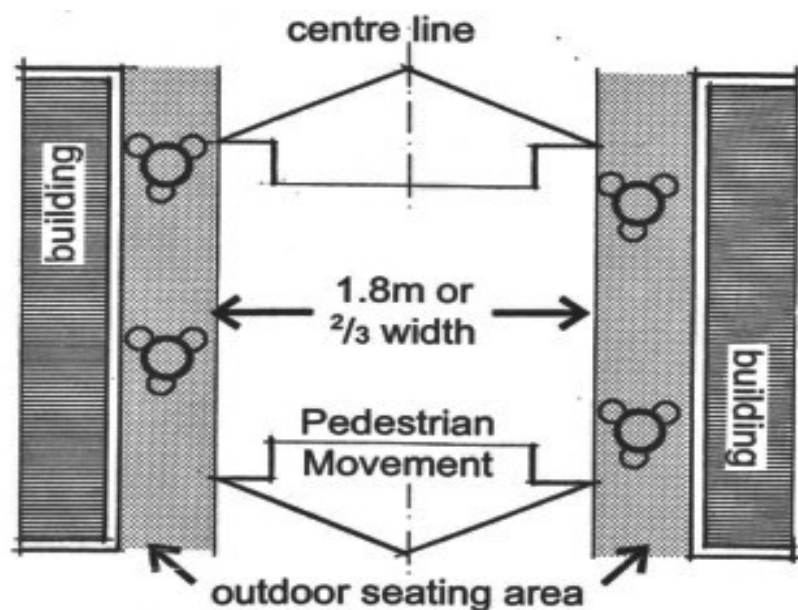
***Application forms and/ or information in a different format i.e. Visually impaired also available on request.***

## Requirements

A minimum unobstructed pavement width of 1.8 metres must be provided for safe and convenient pedestrian movement, this distance being measured from the edge of the licensed area to any building or kerb line. An absolute minimum of width of 1.5 metres must be provided to isolated obstructions such as lampposts or bollards. Where there is a heavy pedestrian flow, additional pavement space maybe required



The unobstructed route shall fall equally either side of the centre line of the footway to ensure the space available for tables and chairs is shared equally between premises on each side of the street. In a pedestrianised streets use of the licensed area maybe limited to certain periods to allow service and emergency access.



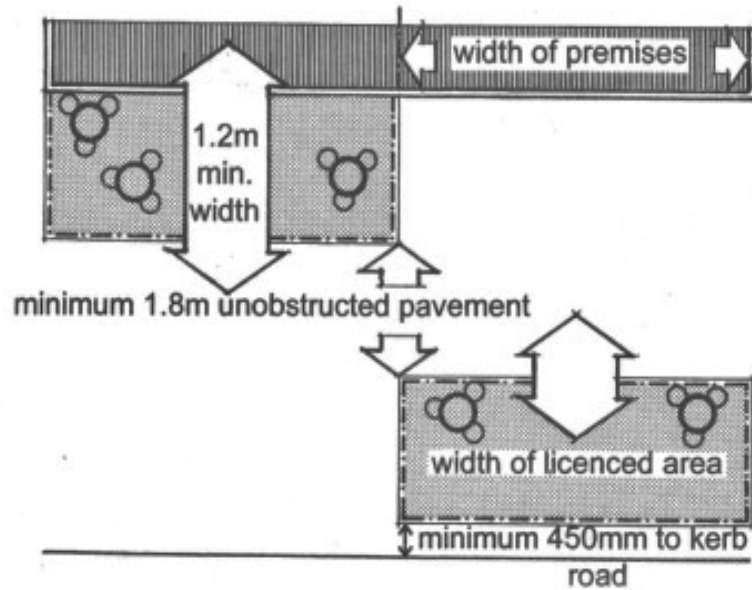
## Layout

it is important that the positioning of furniture is carefully considered so that the City Centre tactile guide path is not compromised by any proposals. This path provides an obstacle free route through the city for people with visual impairments.

A clear pathway of at least 1.5 metres width shall be maintained to allow entrance and exit from shop premises, and the licensed area shall not exceed the width of the

premises, except where written consent is given by the appropriate adjacent property owners. If the enclosed seating area were to be located adjacent to the road, then a minimum clearance between barrier and road of 450mm must be maintained and the area would need to be enclosed on all four sides. Minimum unobstructed pavement widths would then apply between the licensed area and the premises.

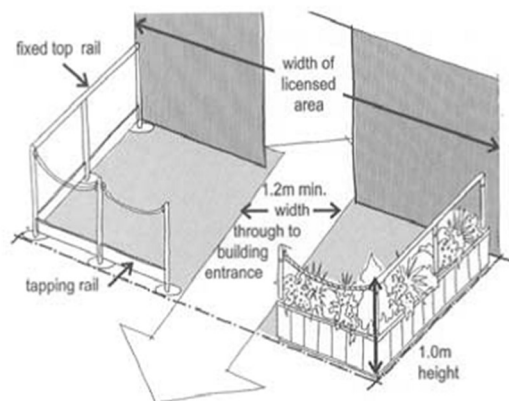
Advertising may be permitted on the enclosures but will be restricted to the name of the business only. They should not be used to advertise services or products sold and details should be provided with the application. Similarly the name or logo should not be used on items of furniture with the possible exception to those displayed on parasols.



Advertisement consent will be required for all forms of advertisement which are not displayed on the shop front. Application forms are available from the Planning section in the Development Department.

## Enclosure

*All activities associated with the licensed premises must be contained within the agreed boundary including all tables, chairs, parasols, planters, barriers etc. The boundaries should be identified by enclosures that benefit both passers-by and patrons, whilst also maintaining a high quality environment. The following indicative illustration shows examples of how best to enclose seating areas. using planters, post, ropes and tapping rails etc.*



*In all instances these enclosures should be portable . They should be stable and sturdy, not contain any protruding parts, be smooth and have a tapping rail. Public safety and comfort must be considered. Particular care should be taken with any sharp edges, and hinges or other moving parts to ensure that they do not present a potential hazard to their users.*

**Height:** *The enclosure should be nominally 1.0 metres high, subject to agreement of precise details.*

**Colour:** *The colour used for marking the boundary must be a contrasting colour and tone to its background and the tables and chairs which are to be used.*

**Tapping board:** *A tapping board and a fixed top rail must be included on the directional ends, the tapping board being 150mm deep and as near to the ground as possible. A rope top rail is acceptable along the longitudinal length i.e. parallel to the pavement. The tapping board should be firmly fixed between the upright posts and will act as a guide to the edge of the enclosure.*

**Planters:** *The use of planters will be considered on an individual basis to ensure they meet the above criteria.*

**Litter Bins:** *These must be provided for each enclosure.*

**Furniture Style:** Outdoor furniture should make a positive contribution to the street environment. A furniture style that is practical and elegant, and integrates well with the surrounding cityscape is encouraged. Details of proposed furniture should be included within applications. It would be advisable to do this before placing consideration may also be given to well designed, creative and individual.

The furniture should be strong, durable, waterproof and weather resistant. It should be designed for commercial outdoor use, to ensure that it can not be blown or thrown.. The design should not contain parts that are likely to cause damage to the pavement.

Tables, chairs and umbrellas may be powder coated, brushed or stainless steel, natural or painted timber, or canvas. White should be avoided due to its rapid deterioration in the urban environment.

Any umbrellas should have mechanisms to ensure that they are at all times securely fixed to withstand wind and they should be removed or closed in extremely windy conditions. The underside of umbrellas should be at least..2.0 metres above the ground level.